

NPR 24 Hour Program Stream
On Air Now

ELECTIONS

What Do Blue And Red America Have In Common? Craft Breweries — And More

November 9, 2018 · 5:54 PM ET

SEAN MCMINN

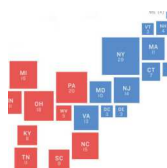




A customer returns a keg to the Smuttynose Brewery in Hampton, N.H., in 2017.

Robert F. Bukaty/AP

The country's cultural divide, as evidenced by Tuesday's elections, is a real one.



POLITICS

What 2018 Elections Could Tell Us About The 2020 Presidential Map

But there are some things that are part of the American experience, whether you're biking across Manhattan or driving a 4x4 through Montana.

We analyzed 11 touchstones of American life and how common they were in districts that voted Republican and Democratic during this week's elections. Democrats won the most House districts Tuesday, so below we've sorted them from places that are mostly found in Democratic districts to those that are mostly found in districts that voted for Republicans.

Where are the ... FORTUNE 500 COMPANIES?

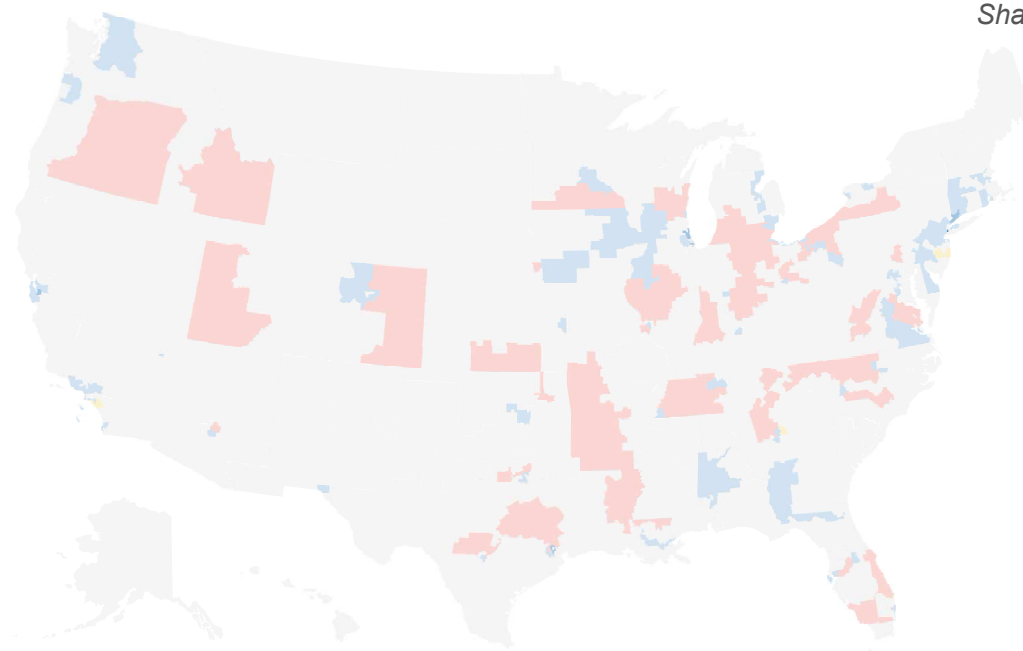
Share of Fortune 500 companies in

**DEMOCRATIC
DISTRICTS**

Share of Fortune 500 companies in

**REPUBLICAN
DISTRICTS**

75%



Fewest → most Fortune 500 companies

(in D/R districts)

(in uncalled districts)

24%

Source: Homeland Infrastructure Foundation Level Data; Data as of 2017; includes only headquarters

Don't see the graphic above? Click here: Where are the Fortune 500 companies?

The most? 36 in NY 12 (New York City, voted Democratic).

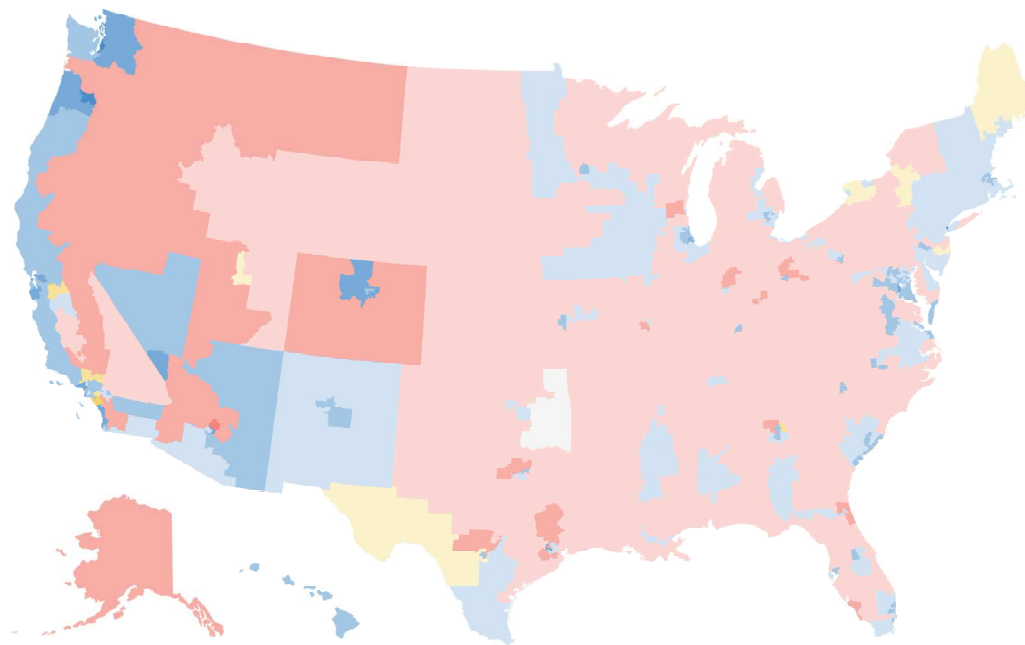
How many districts don't have any? 255.

Where are the ... **STARBUCKS?**

Share of Starbucks in
**DEMOCRATIC
DISTRICTS**

Share of Starbucks in
**REPUBLICAN
DISTRICTS**

63%



34%

Source: Analysis by Chris Mallery. Data as of 2017.

Don't see the graphic above? Click here: Where are the Starbucks?

The most? 138 in NY 12 (New York City, voted Democratic).

How many districts don't have any? One, as of these data being collected — but a tipster points out on Twitter that OK 12 has since built its only Starbucks.

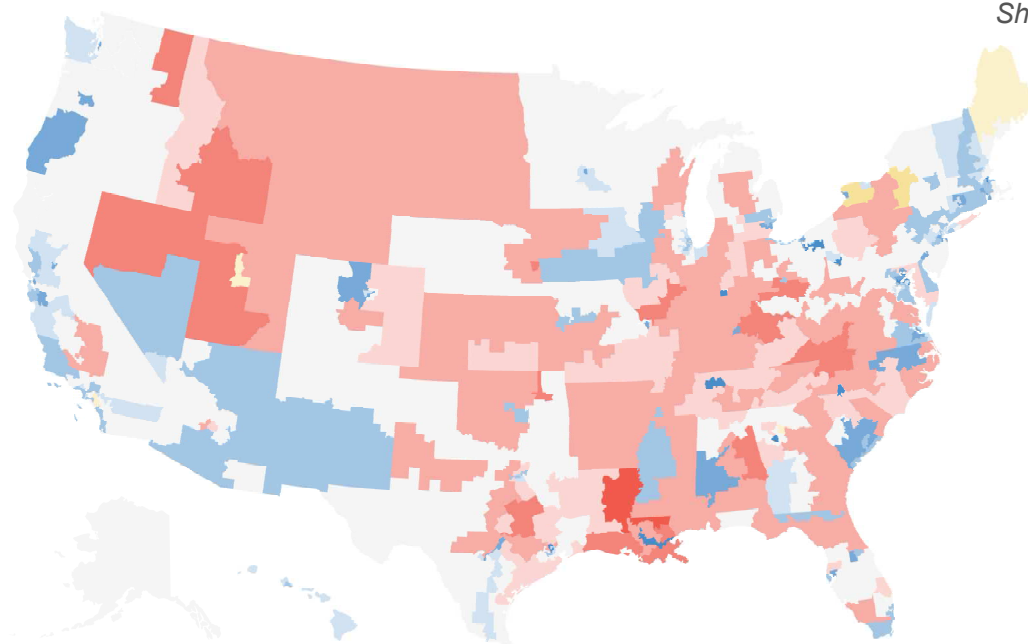
Where are the ... MAJOR SPORTS VENUES?

Share of major sports venues in
**DEMOCRATIC
DISTRICTS**

Share of major sports venues in
**REPUBLICAN
DISTRICTS**

58%

40%



Source: [Homeland Infrastructure Foundation](#). Last Date: Date as of 2016

Don't see the graphic above? Click here: Where are the major sports venues?

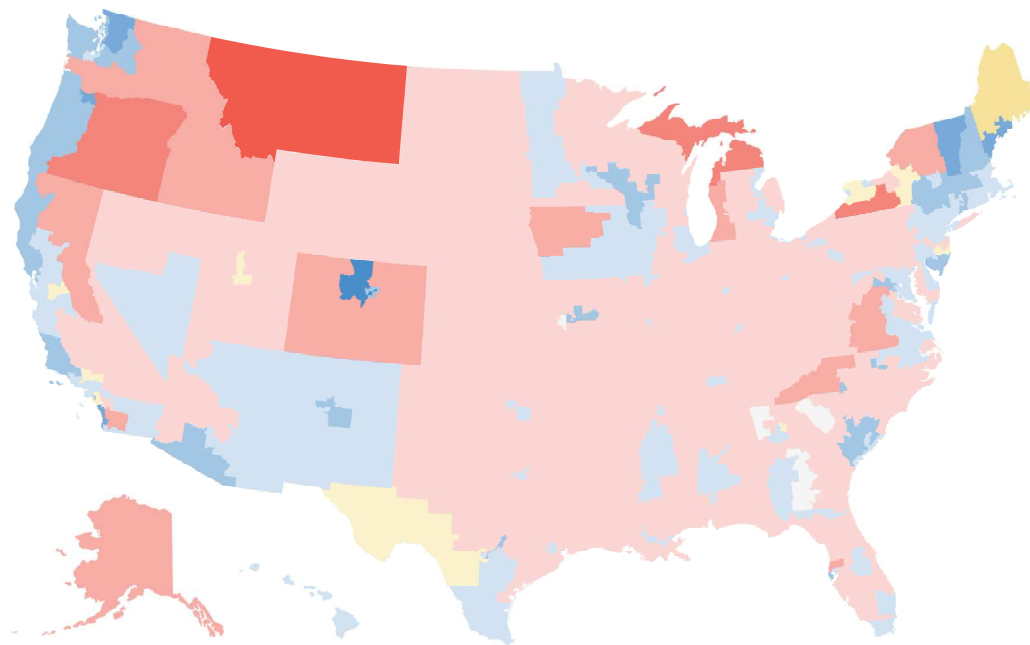
The most? Eight in both MA 07 (near Boston, voted Democratic) and TN 05 (Nashville, Democratic).

How many districts don't have any? 123.

Where are the ... **CRAFT BREWERIES?**

Share of craft breweries in
**DEMOCRATIC
DISTRICTS**

Share of craft breweries in
**REPUBLICAN
DISTRICTS**



56%

42%

Fewest → most craft breweries

(in D/R districts)

(in uncalled districts)

Source: Brewers Association. Only includes small and regional breweries.

Don't see the graphic above? [Click here: Where are the craft breweries?](#)

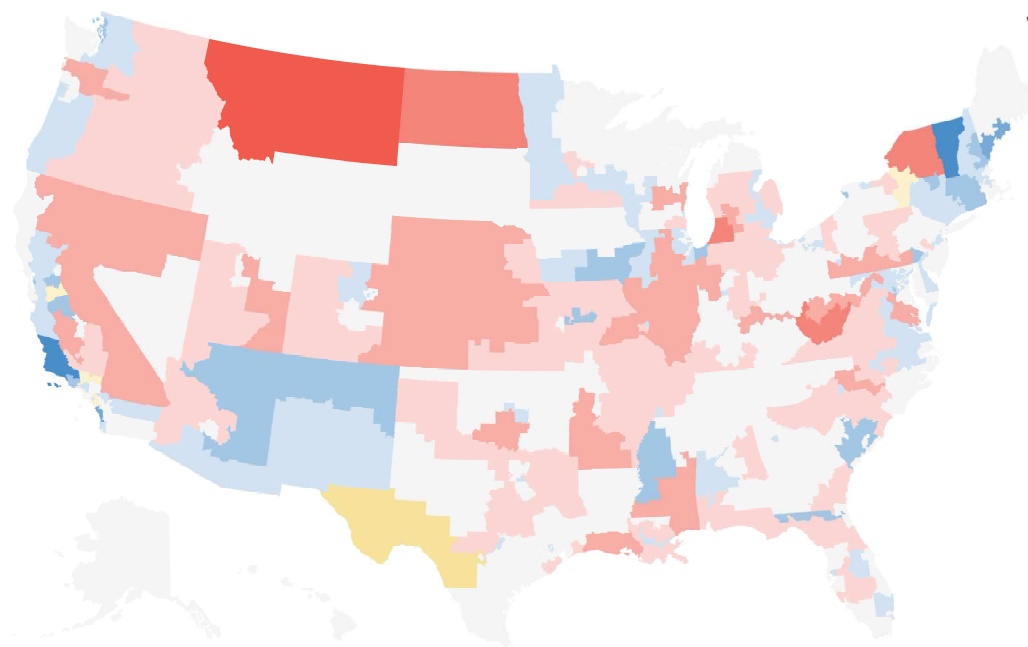
The most? 68 in CO 02 (near Denver, voted Democratic).

How many districts don't have any? Eight.

Where are the ... **AMTRAK STATIONS?**

Share of Amtrak stations in
**DEMOCRATIC
DISTRICTS**

Share of Amtrak stations in
**REPUBLICAN
DISTRICTS**



52%

46%

Fewest → most Amtrak stations

(in D/R districts)

(in uncalled districts)

Source: Department of Transportation

Don't see the graphic above? Click here: Where are the Amtrak stations?

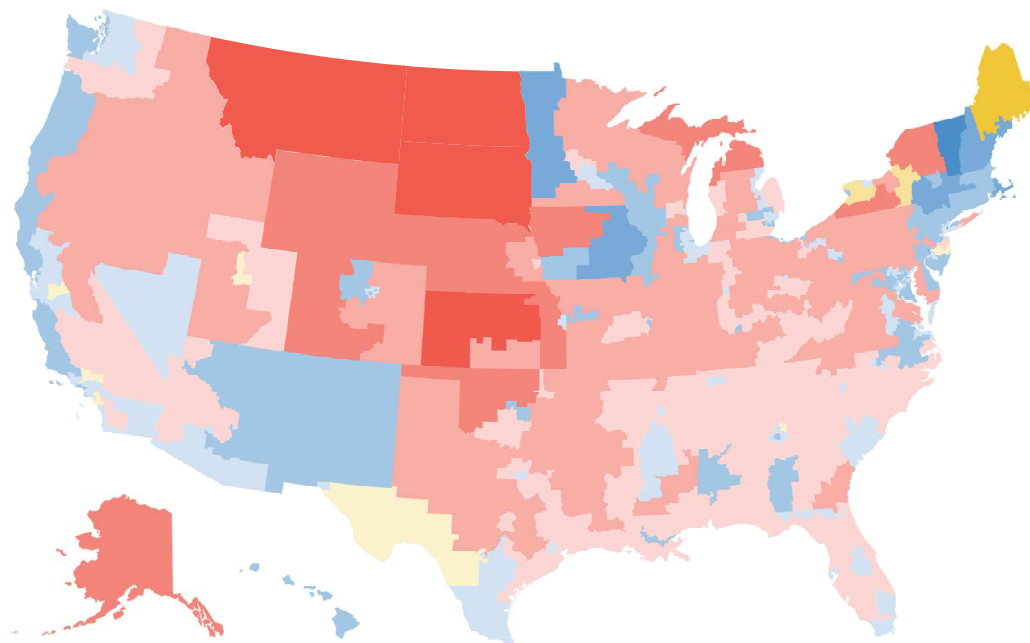
The most? 12 in Montana (at-large district, voted Republican).

How many districts don't have any? 183.

Where are the ... **MUSEUMS?**

Share of museums in
**DEMOCRATIC
DISTRICTS**

Share of museums in
**REPUBLICAN
DISTRICTS**



48%

50%

Fewest → most museums

(in D/R districts)

(in uncalled districts)

Source: Institute of Museum and Library Services; Data as of 2015

Don't see the graphic above? Click here: Where are the museums?

The most? 303 in ME 02 (uncalled race).

How many districts don't have any? None. (So no excuse not to go to one every once in a while!)

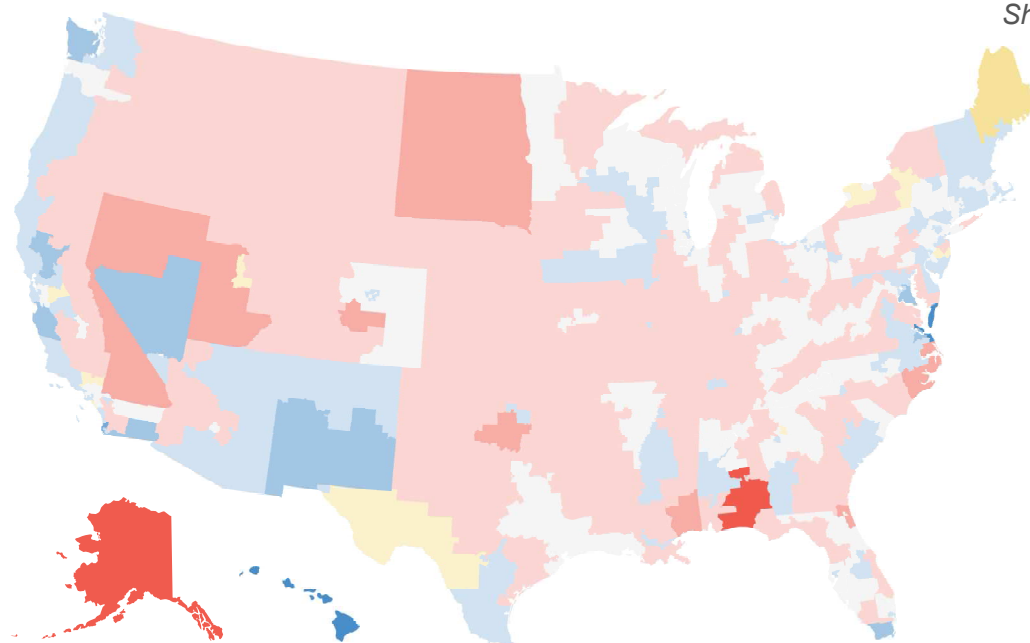
Where are the ... MILITARY INSTALLATIONS?

Share of military installations in
**DEMOCRATIC
DISTRICTS**

Share of military installations in
**REPUBLICAN
DISTRICTS**

49%

48%



Fewest → most military installations

(in D/R districts)

(in uncalled districts)

Source: Department of Defense; Data as of 2015

Don't see the graphic above? Click here: Where are the military installations?

The most? 21 in Alaska (at-large district, voted Republican).

How many districts don't have any? 157.

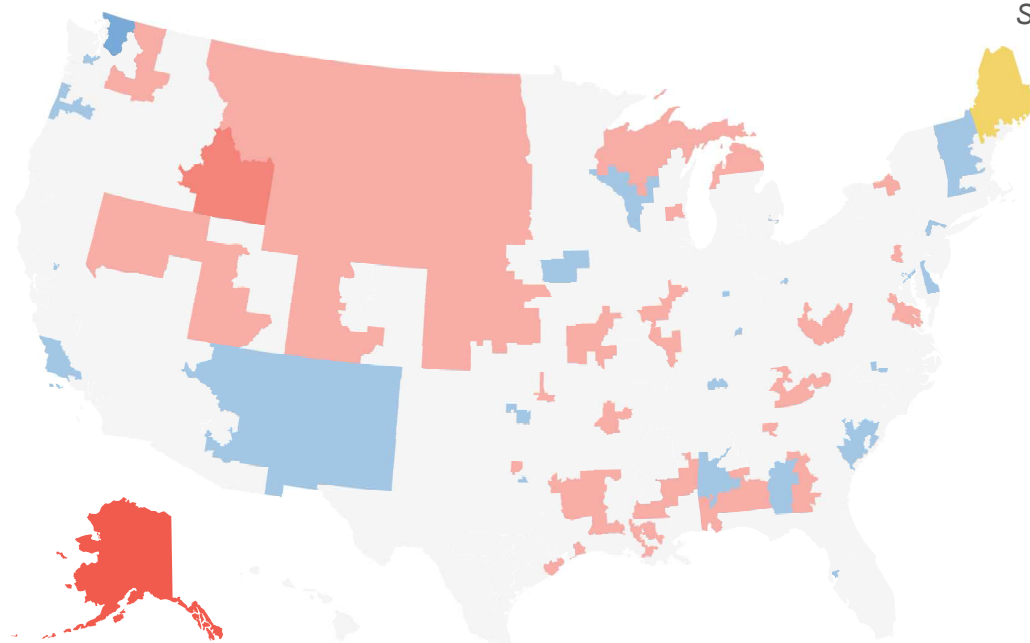
Where are the ... STATE FAIR GROUNDS?

Share of state fair grounds in
**DEMOCRATIC
DISTRICTS**

Share of state fair grounds in
**REPUBLICAN
DISTRICTS**

43%

54%



Fewest → most state fair grounds

(in D/R districts)

(in uncalled districts)

Source: [Homeland Infrastructure Foundation Level Data](#)

Don't see the graphic above? Click here: Where are the state fair grounds?

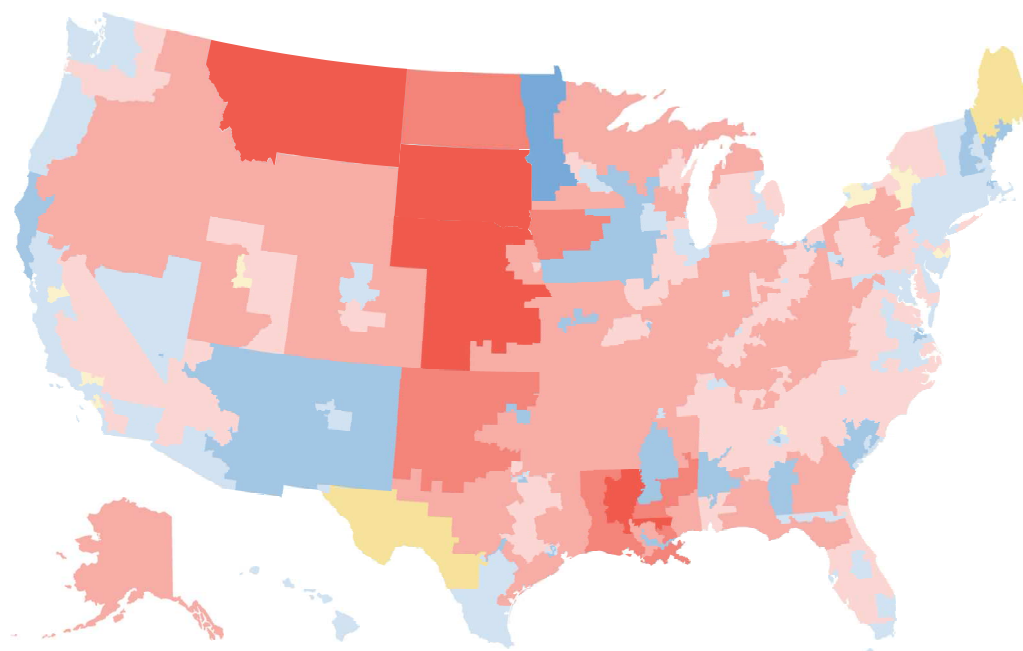
The most? Four in Alaska (at-large district, voted Republican).

How many districts don't have any? 367.

Where are the ... **HOSPITALS?**

Share of hospitals in
**DEMOCRATIC
DISTRICTS**

Share of hospitals in
**REPUBLICAN
DISTRICTS**



40%

58%

Fewest → most hospitals

(in D/R districts)

(in uncalled districts)

Source: [Homeland Infrastructure Foundation Level Data](#)

Don't see the graphic above? [Click here: Where are the hospitals?](#)

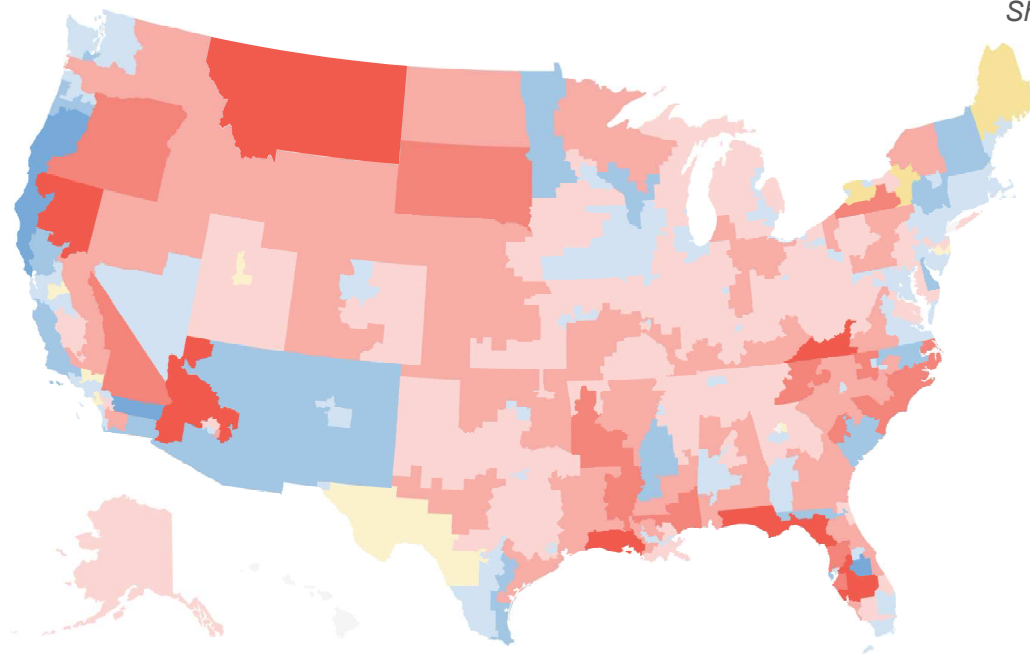
The most? 77 in both KS 01 (voted Republican) and South Dakota (at-large district, voted Republican).

How many districts don't have any? None.

Where are the ... **MOBILE HOME PARKS?**

Share of mobile home parks in
**DEMOCRATIC
DISTRICTS**

Share of mobile home parks in
**REPUBLICAN
DISTRICTS**



67%

30%

Fewest → most mobile home parks

(in D/R districts)

(in uncalled districts)

Source: [Homeland Infrastructure Foundation Level Data](#)

Don't see the graphic above? Click here: Where are the mobile home parks?

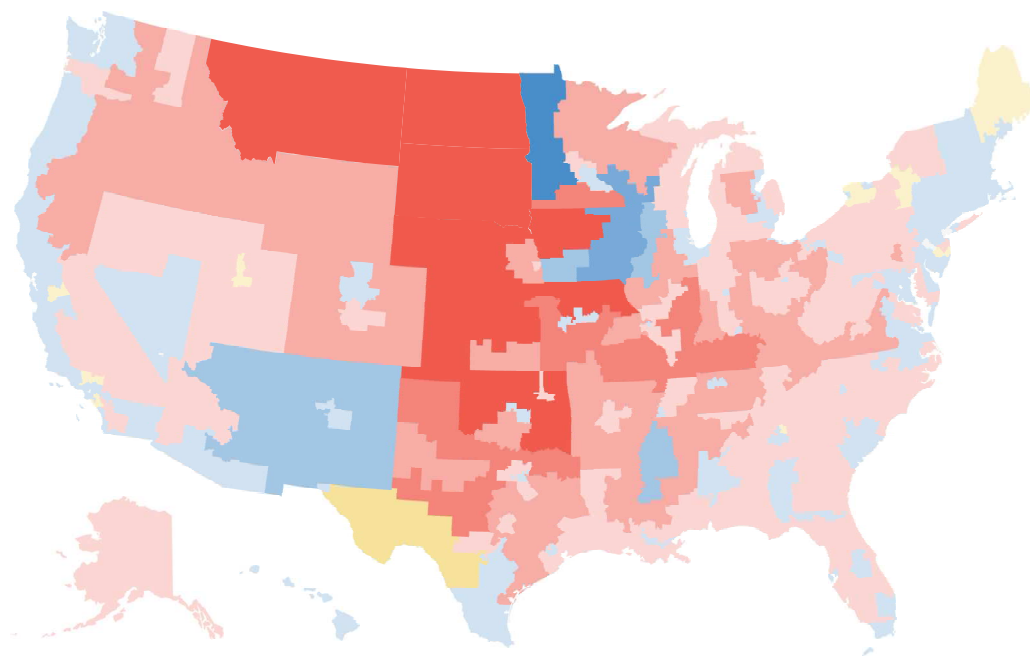
The most? 526 in FL 02 (Panama City, Tallahassee suburbs; voted Republican).

How many districts don't have any? 20.

Where are the ... **FARMS?**

Share of farms in
**DEMOCRATIC
DISTRICTS**

Share of farms in
**REPUBLICAN
DISTRICTS**



77%

21%

Fewest → most farms

(in D/R districts)

(in uncalled districts)

Source: Department of Agriculture; Data as of 2012

Don't see the graphic above? Click here: Where are the farms?

The most? 35,850 in NE 03 (voted Republican).

How many districts don't have any? 20.

Sign Up For The NPR Politics Newsletter

From the White House to your home — political news and analysis that matter, sent weekly.

What's your email?

SUBSCRIBE

By subscribing, you agree to NPR's terms of use and privacy policy.

More Stories From NPR

